

MANUAL & MECHANICAL KNOCK-DOWN TYPE

隨着社會的進步，商業發展迅速，各行各業對儲存文件，檔案，書籍的需求亦不斷增加，而當一般傳統的辦公室文件櫃不能滿足現在儲存量要求的時候，爲了減少因儲存所占用的地方，可利用最少的空間，存放大量的物件，“移動密集櫃”將會成爲一個潮流，一個作爲大量儲存的不二之選……

With the continuous advancement of the society and rapid commercial development, the demand for every industry to store documents, files and books has been increasing. The storage capacity of traditional office file cabinet cannot meet the present requirements. In order to reduce the area occupied by storage and maximize the space to keep a larger number of articles, 'mobile filing system' will become a new trend and the perfect choice.

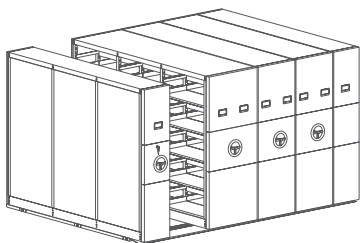




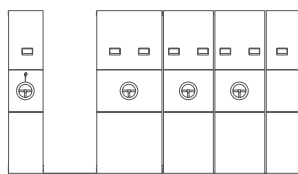
WHEEL HANDLE
轉盤



SAFETY LOCK
安全鎖



DRAWINGS 立體圖



DRAWINGS 平面圖





HS MECHANICAL TYPE

大直徑的操控可令操作變得輕鬆，重型的合金滑輪，能確保移動櫃在巨大的承重力下，依然運作暢順。

The large diameter steering wheel allow easy control. Heavy duty runner and bearing ensure the system to work perfectly under heavy loaded condition.

ACCESSORIES OF MOBILE FILING CABINET

配件



HS-AC-SH-45/85-M
HS-AC-SH-65-M
Plain Shelf For Hanger File
層板下可掛快勞



HS-AC-PD-45/85-M
HS-AC-PD-65-M
Drawer
拉斗




HS-AC-HT-45/85-M
HS-AC-HT-65-M
Hanger Tube
掛通



HS-AC-IH
Index Holder
目錄座



HS-AC-PS-45/85-M
HS-AC-PS-65-M
Pull-Out Shelf
拉板 (全件拉)



HS-AC-PF-45/85-M
HS-AC-PF-65-M
Pull-Out Frame
拉架



HS-MC--DR-TD
雙卷門



DOOR OF MOBILE FILING CABINET

門板



HS-AC-DR-SW
雙掩門



HS-AC-DR-SL
雙移門




RAIL POSITION DRAWING

路軌平臺

HS-PLATFORM 平臺

HS-RAIL 路軌

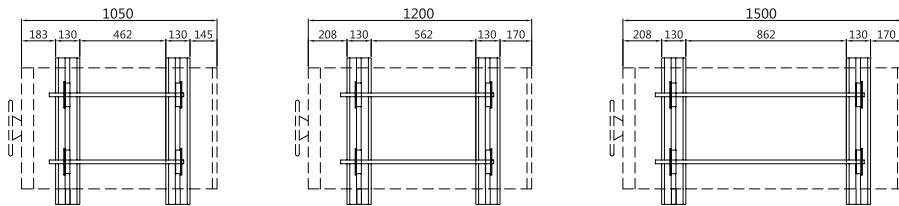
HS-AC-SPL 斜臺



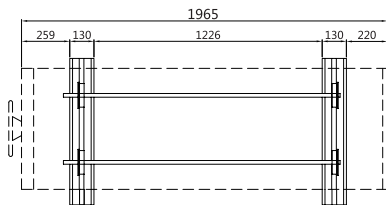
TRACK LOCATION MAP

路軌位置圖

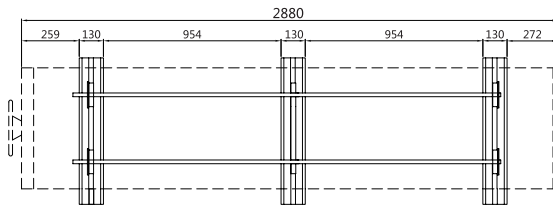
1 BAY
連



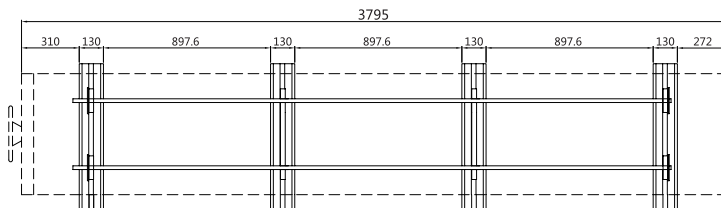
2 BAY
連



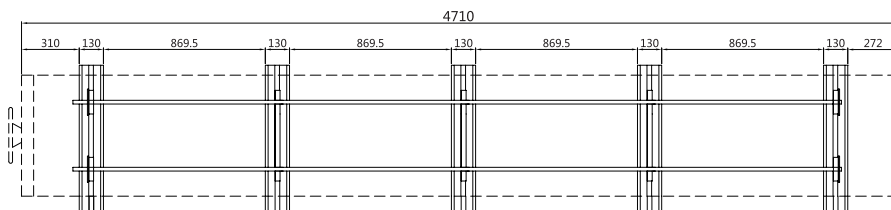
3 BAY
連



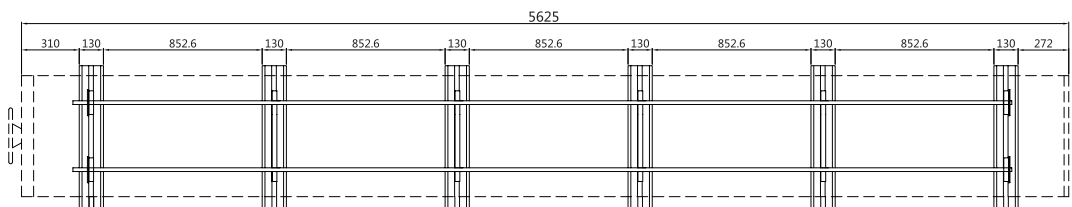
4 BAY
連



5 BAY
連



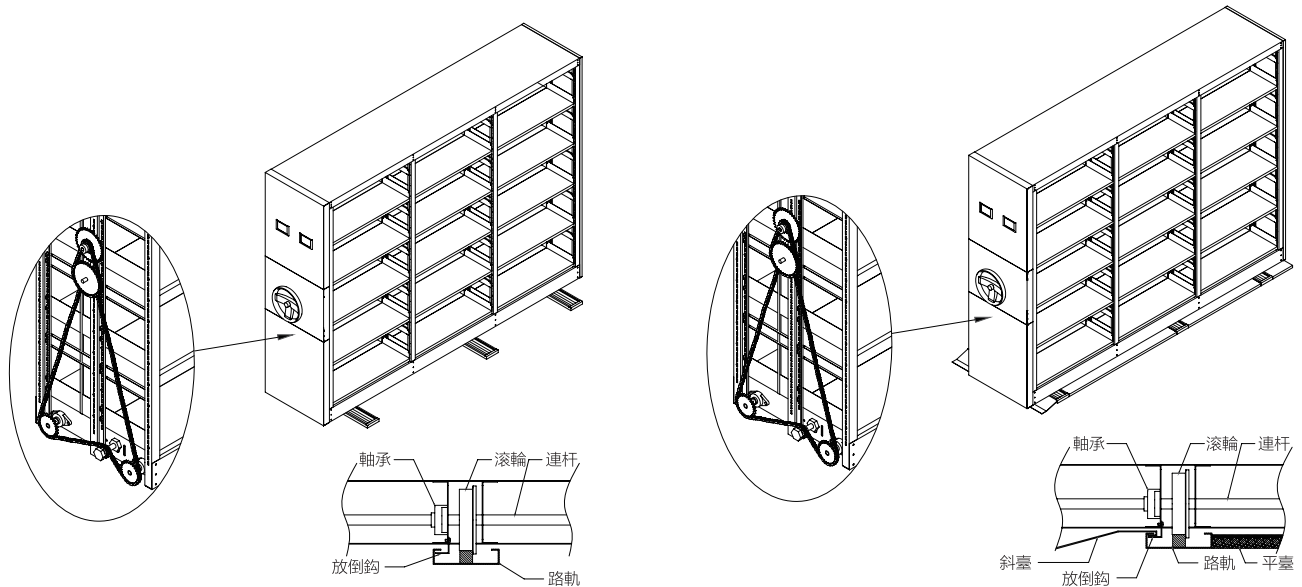
6 BAY
連



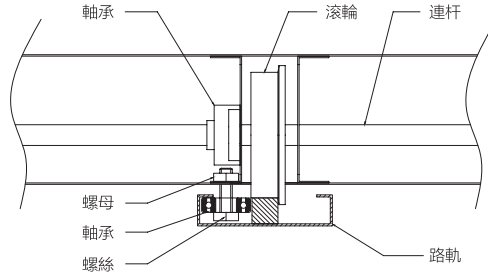
TRANSMISSION AND RAIL INSTALLATION SPECIFICATIONS

傳動機構及路軌安裝規範

傳動機示意圖



防傾倒裝置示意圖



1. 傳動系統集中于移動底架，采用高強度多副組合輪架用 M8 螺絲緊固，將軸承座緊固在軸承座孔內，在軸承內注入潤滑油後嵌入軸承座內，再進行油封，使軸承內潤滑油長期使用不易風幹，以達到省力作用和移動平穩性。

2. 根據機械傳動原理，櫃體每一聯下部均需一根實心路軌承載（例：三聯三根路軌，四聯四根路軌，以此類推。）即增大了樓層受力面積，減少局部受力強度，又在高速傳動中起到力臂最短，平順性更強的作用。

3. 傳動系統是由手搖轉盤給力到齒輪，再與工業鏈條啮合，運用分力裝置，中軸傳動、雙軸驅動，架體兩端受力均勻，在承載受力時能保持架體的平穩移動。

4. 路軌安裝：兩根導軌水平高度偏差大於 1.0mm/m，全長大於 2.0mm。兩條導軌寬度之間的平行度偏差大於 1.0mm/m，全長大於 2.0mm。

1. The main drive system, built in moveable underframe, is made up of several sets of high-strength combined wheel carriers, with bearing block fastened to bearing block by M8 screws. The bearings are filled with lubricating oil and closed with oil seal to avoid air drying lubricating oil, save labor and ensure smooth transmission.

2. According to the principle of mechanical transmission, the cabinet needs to be supported by solid rails, i.e. one solid rails for one section (e.g. three solid rails are required for cabinet composing three sections, four solid rails are required for cabinet composing four sections, and so forth). The solid rails help to increase stressed area of the floor and decrease stress intensity on certain part of the floor. Moreover, these solid rails minimize arm of force and ensure smooth-going during high-speed transmission.

3. The drive system runs from hand turntable, wheel gear to industrial chain, and then the driving force is distributed by centrale shaft and double shaft to ensure even stress and smooth movement of the frame.

4. Installation instructions: the height difference between two adjacent rails should be no more than 1.0mm/m, and that between the first and last rail should be no more than 2.0mm. The parallel misalignment between two adjacent rails should be no more than 1.0mm/m, and that between the first and last rail should be no more than 2.0mm.

SPECIFICATIONS OF MOBILE FILING CABINET

活動組合文件櫃規格表

TYPES 類別:		MANUAL 手動式	MECHANICAL WHEEL 機械轉盤式
MATERIAL 材料:		Japanese Electrolytic Galvanized Steel 日本電解板鐵片	
FINISH 表面塗層:		Epoxy Powder Coating 靜電噴塗塗層	
DIMENSION 尺寸:	WIDTH 寬度:	915n+135mm	915n+135mm
	HEIGHT 高度:	2160mm	
	DEPTH 深度:	Fixed Unit 固定櫃: 450mm ; Movable Unit 活動櫃: 450/650/850mm	
SHELF SIZE 層板尺寸:		W865 x D410 x H25mm(for 450/850) ; W865 x D305 x H25mm(for 650)	
NO.OF SHELF 層板數量:		Single Fixed 單面固定 /Single Movable 單面活動 =4n ; Double Movable 雙面活動 =8n	
LOADING PER SHELF: 層板承重:		Reinforced Shelf 加強活動層板: D305mm/85kg ; D410mm/100kg Multi-purpose Shelf 多用途活動層板: D410mm/70kg	
NET WEI- GHT: 淨重:	SINGLE FIXED: 單面固定:	49(n-1)+92 kg	49(n-1)+73 kg
	SINGLE MOVABLE: 單面活動:	55(n-1)+115 kg	55(n-1)+99 kg
	DOUBLE MOVABLE(650): 雙面活動 (650)	65(n-1)+138 kg (貨架式) 75(n-1)+138 kg (貨櫃式)	65(n-1)+122 kg (貨架式) 75(n-1)+122 kg (貨櫃式)
	DOUBLE MOVABLE(850): 雙面活動 (850)	76(n-1)+153 kg (貨架式) 86(n-1)+153 kg (貨櫃式)	76(n-1)+136 kg (貨架式) 86(n-1)+136 kg (貨櫃式)
NO.OF RAILS 路軌數量:		1-2 Bays 聯: 2pcs 條 3-8 Bays 聯: 每聯下均有一條路軌	
AISLE SIZE 通道尺寸:		600-900mm	
MATERIAL THICKNESS: 材料厚度:		Base 底架: 2mm Back Panel 背板: 0.8mm Rail 路軌: 1.5mm Top Panel 頂板: 1mm Shelf 層板: 1mm Post 支柱: 1.5mm Side panel 側板: 0.9mm	
LOCK 鎖:		Zinc alloy die casting(ZDC)handle with Nickel-chromium(ZCr)plating finish 鋅合金鑄造拉手, 表面鍍鎳鉻層	
POST 支柱:		U-shaped post of double plate with slots in 26mm increment “U”形支柱兩旁衝 26mm 連排孔	
BUMPER 防撞膠墊:		Natural rubbre of Φ30 x 16mm 直徑 30 x 16mm 天然橡膠	
RAIL 路軌:		Made of 25mm concrete steel with 0.8mm stainless steel sheet coating 採用 25mm 實心鋼鐵材料, 鋼鐵外包 0.8mm304 不銹鋼	
WHEEL 軸承:		Iron die casting with anti-rust zinc coating 生鐵鑄造, 表面鍍防銹鋅層 Loading 負重: 1000kg/wheel 軸承	

Remarks:n=Number of bay 備注: n= 聯數


COLOR OF MOBILE FILING CABINET

活動組合櫃色板


HORIZON office furniture design has a wide range of surface color coatings to choose from (matte, light, metallic or patterned). Color can even be different on the same unit. Apart from optimizing office space, the unit can also give your office a distinctive new look.



H8-A091



H8-A049



H8-Y030



H8-Y033



H8-Y139



H7-W117



H3-Y086




H3-O017




H3-R044



H3-P019




H3-B267



H4-B019



H3-G083



H3-G082



H3-G013



SPG037



A795



H4-A095



724



H3-C793